



Summer Holiday Assignment

Academic Session 2023-24

CLASS - UKG

Dear Students,

Long summer break is the most enviable part of the school life. It provides time when you get opportunity to spend quality time with your family. As the school closes for vacation, we have planned some activities for you to enhance your learning skills in a fun filled way. Gear up and utilize your time in the best possible manner. Go ahead with some unique fun activities. Let's cheer for the 3R's- Rejuvenation, Relaxation and Rebonding! Here are few tips you may follow:

- ✓ Appreciate Nature - Go for long walks in a park or garden with your family and friends.
- ✓ Good manners are the key - Respect your parents, grandparents and all elders. Use three magical words (Sorry, Please and Thank you).
- ✓ Stay Fit, Stay Healthy - Play your favourite game / sport regularly.
- ✓ Learn about our Heritage – Find some time to visit museums and monuments. Read about them.
- ✓ Save Nature – Contribute to save our precious environment. Minimize the wastage of resources like water, fuel and electricity.

GENERAL GUIDELINES

- The holiday homework is an integrated assignment.
- Assignments are to be done in scrapbook.
- The cover page should contain the following details
 - Name
 - Class
 - Section
 - Roll No.
 - Subjects integrated
 - Date
- The students need to follow the procedure as instructed in the respective assignments.
- Apart from the integrated assignments, copy work / worksheets are also part of the Holiday Homework.
- Homework to be done under Parent's supervision.
- All holiday homework to be submitted on 5th June, 2023.
- Submission of assignments are mandatory for all the students.

The assignments will not only enable you to recapitulate what was taught but will also help you to connect yourselves to the various learning processes.
Have a great Summer Vacation!

Subjects Integrated: Number Work and Art and Craft

TOPIC- 'Join the numbers'


Materials required-

- Print out of the given worksheet
- Crayons
- Colourful Bindis
- Glue

Instructions (What you need to do):

- Students will join the numbers 1-20 to form a butterfly.
- They will colour the butterfly with crayons.
- They will decorate the butterfly with colourful bindis.
- They will paste the worksheet into their scrapbook.

SAMPLE



Learning outcomes:

- It will help them to develop a proper understanding of the number system as it's related to the topic 'forward counting'.
- This will help them to be more observant and focused.
- Colouring will improve their fine motor skills.



Criteria for evaluation:

- Presentation of the work should be neat.
- Pictures can be hand drawn or printed out.
- Proper borders are to be given.
- The work should be colourful.



Subjects Integrated: English and Art and Craft

TOPIC- "Learning with fun"

Materials required:-

- Scrapbook
- Colour papers / Chart paper
- CVC words
- Stationery items


Instructions (What you need to do):

- In the holiday homework, students will search the CVC short 'a' sound from the crosswords.
- The students will need to prepare a CVC short 'a' sound slider with the help of their parents using the words from the crosswords. It should be stuck in the Scrapbook.
- An example of the following is given below: -



Search the given words below and circle them with your favourite colour.

CVC Word Search											
u	v	r	i	l	e	s					
e	c	a	p	o	w	a					
h	r	p	t	a	n	g					
b	a	t	s	m	b	c					
n	c	a	n	z	e	a					
u	m	t	o	k	s	b					
v	a	n	x	d	a	m					



SHORT A

bat

cab

cap

can

dam

sag

tan

van

Learning outcomes:

- The students will make connections to real reading and writing.
- This will also help them to be more observant and focused.
- They will be able to find out new words.
- It will enhance their vocabulary skills.



Criteria for evaluation:

- Presentation of the work should be neat.
- The work should be colourful.
- CVC short 'a' sound slider should be stuck in the Scrapbook.
- Printouts of the completed worksheets should be stapled at the time of submission.



Subjects Integrated: EVS and Art and Craft

TOPIC- "Nature and family"

Materials required-

- Pictures of the moments spent with family (Collage).
- Pictures of taking care of plants and animals (Collage).
- Scrapbook
- Pictures/pencils and crayons, wrappers of products used to keep oneself clean.
- A plant
- Glue

Instructions (What you need to):










- Summer holidays are a time to relax and unwind by indulging in activities that are pleasurable and at the same time educational.
- Make your handmade picture book of the given activities –
 - Plant a sapling and click pictures while taking care of the plant.
 - Help animals and birds- Keep some water at the gate or your balcony for birds/ animals to drink and feed them.
 - Draw and colour/ paste the parts of the body – along with the wrapper of the products (pasted) that you use to keep them clean like – Teeth – Wrapper of toothpaste (any 5).
 - Paste a picture of yourself to keep the city clean like picking a wrapper from the street and throwing it into a dustbin,
 - Click pictures of your family and fun moments spent with them during summer vacation.
- An example of the following is given below: -



SAMPLE (1st PAGE)



SAMPLE (2nd PAGE)

Keeping Yourself Clean				
1		A		
2		B		
3		C		
4		D		
5		E		



Learning outcomes:

- The students will get connected to their families.
- They will also learn about nature and animals.
- They will be able to take care of nature and be kind towards animals.
- They will learn to explore and recycle waste products and thus help in decreasing pollution.
- It will enhance their creative skills

Criteria for evaluation:

- Presentation of the work should be neat.
- Pictures can be hand drawn or printed out.
- Proper borders are to be given.
- The work should be colourful.
- The Homework should be presented in the form of a picture book.
- The Scrapbook should contain a cover that should be decorated.

